



Efficiency and Elegance in your Kitchen



RB-3012H-CB

SCHOTT CERAN® Glass-Ceramic

9 Power levels for each zone

Automatic safety switch off

Child lock / Timer / Booster

2 Induction zones:

Front: 1.8kw / * 2.1kW (Ø210mm)

Back: 1.2kw / * 1.5kW (Ø160mm)

Total connect load: 2900W

Max Amp: 13A

Dimension(mm): 310(W) X 520(D) X 58(H)

Cut-Out(mm): 270(W) X 490(D) X 60(H)



RB-6024H-CB

SCHOTT CERAN® Glass-Ceramic

9 Power levels for each zone

Automatic safety switch off

Child lock / Timer / Booster

ECO function

4 Induction zones:

Front left: 1.8kw / * 2.1kW (Ø210mm)

Front right: 1.2kw / * 1.5kW (Ø160mm)

Back left: 1.2kw / * 1.5kW (Ø160mm)

Back right: 1.8kw / * 2.1kW (Ø180mm)

Total connect load: 7200W

Max Amp: 32A

Dimension(mm): 590(W) X 520(D) X 58(H)

Cut-Out(mm): 560(W) X 490(D) X 60(H)



RB-7012H-CB

SCHOTT CERAN® Glass-Ceramic

9 Power levels for each zone

Automatic safety switch off

Child lock / Timer / Booster

2 Induction zones:

Left: 1.8kW / * 2.1kW (Ø210mm)

Right: 1.8kW / * 2.1kW (Ø210mm)

Total connect load: 2900W

Max Amp: 13A


Dimension(mm): 710(W) X 410(D) X 58(H)

Cut-Out(mm): 680(W) X 380(D) X 60(H)



* Booster Mode






Booster

Activating for 5 minutes at most, the booster function prompts extreme heat intensity above maximum heat setting, and significantly cuts down cooking/waiting time.



Timer

The timer can be set for up to 99 minutes. The hob will switch off automatically when the timer has ended. A notification buzzer will also beep for 30s.



13 Amp

Save the time and hassle with the convenience of plugging directly into a 13amp wall socket instead of hardwiring the induction hob.

*Only for models RB-3012H-CB and RB-7012H-CB



Eco Function

Your induction hob can be configured according to your cooking style and your household electricity supply; you can set your hob to 13/16/25/32 amp accordingly.

*Only for model RB-6024H-CB




SCHOTT CERAN®

When it comes to heat, Schott Ceran glass is more durable. The smooth ceramic glass surface offers practical use and easy maintenance



Easy To Clean

Cooking zones only heat up the base of the cookware. Any spillage during cooking does not get burned onto the surface and is easily cleaned off.



Child Lock

The control panel can be locked after programming, preventing children from switching on the cooker, and ensuring the hob does not accidentally get heated.



Induction Hob vs Gas Hob

Induction hobs boil and cook faster than gas hobs, because of heat concentration and high heat efficiency, there is almost no heat loss.